


COVID-19: The African enigma

COVID-19: El enigma de Africa

Robert Colebunders¹ 
robert.colebunders@uantwerpen.be

¹ University of Antwerp, Global Health Institute, Antwerp, Belgium

Article: <https://colombiamedica.univalle.edu.co/index.php/comedica/article/view/4613>

We read with interest the paper by Guerrero *et al* "COVID-19: The Ivermectin African Enigma"¹. In an ecological study they compared COVID-19 related mortality and infection rates between APOC (African Programme for Onchocerciasis Control) and non-APOC countries. After adjusting for Human Development Index (HDI) and number of performed test, COVID-19 mortality and infection rate were respectively 28% and 8% lower in non-APOC countries compared to APOC countries¹. The authors suggested that this difference may be related to the community directed treatment with ivermectin (CDTI) programs established in APOC countries.

We agree that it remains to be explained why a lower COVID-19 mortality is observed in many APOC countries compared to other parts of the world. However, we do not believe that this is related to CDTI programs. Indeed, in APOC countries ivermectin is distributed only once (most countries) or twice a year². Moreover, April 1st 2020, because of the COVID-19 pandemic, CDTI programs were interrupted and were only recently restarted².

Ivermectin has an *in vitro* anti-COVID-19 effect³ and also certain clinical trials suggested a beneficial effect of ivermectin on COVID-19 disease outcome⁴. However, in a recent small double blind, randomized control trial in Colombia, five days of ivermectin, at a 10 times the recommended dose, did not reduce the duration of symptoms of mild COVID-19 disease compared to placebo⁵. Given the half-life of ivermectin, approximately 18h⁶, it is unlikely that CDTI, only one dose of ivermectin once or twice a year, may be able to reduce COVID-19 related mortality.

Many factors could explain the lower COVID-19 mortality in APOC countries⁷. One of them could be exposure to parasitic infections and the immune response induced by these infections. For example, for *P. falciparum*, a parasitic infection highly prevalent in APOC countries, it has been hypothesised that the immunological memory against *P. falciparum* merozoites primes SARS-CoV-2 infected cells for early phagocytosis and therefore may protect persons with a recent *P. falciparum* infection against severe COVID-19 disease⁸. Helminth infections, such as onchocerciasis, may down regulate immune responses⁹ and potentially inactivate the inflammatory signalling pathways that may induce acute respiratory distress syndrome (ARDS), one of the causes of death in COVID-19 infected persons¹⁰.



Citation: Colebunders R.
COVID-19: The African enigma.
Colomb Méd (Cali), 2021;
52(2):e7014816 <http://doi.org/10.25100/cm.v52i2.4816>

Copyright: © 2021 Universidad del Valle



Corresponding author:
Robert Colebunders. University
of Antwerp, Global Health Institute,
Antwerp, Belgium
e-mail: robert.colebunders@uantwerpen.be






References

1. Guerrero R, Bravo LE, Muñoz E, Grillo AEK, Guerrero E. COVID-19: The Ivermectin African Enigma. *Colomb Med (Cali)*. 2020; 51(4):e2014613. Doi: 10.25100/cm.v51i4.4613.
2. Hamley JID, Blok DJ, Walker M, Milton P, Hopkins AD, Hamill LC, et al. What does the COVID-19 pandemic mean for the next decade of onchocerciasis control and elimination? *Trans R Soc Trop Med Hyg*. 2021; 115(3): 269-80. doi: 10.1093/trstmh/traa193.
3. Rizzo E. Ivermectin, antiviral properties and COVID-19: a possible new mechanism of action. *Naunyn Schmiedeberg Arch Pharmacol*. 2020; 393(7): 1153-6. doi: 10.1007/s00210-020-01902-5.
4. Kow CS, Merchant HA, Mustafa ZU, Hasan SS. The association between the use of ivermectin and mortality in patients with COVID-19: a meta-analysis. *Pharmacol Rep*. 2021. doi: 10.1007/s43440-021-00245-z.
5. Lopez-Medina E, Lopez P, Hurtado IC, Dávalos DM, Ramirez O, Martínez E, et al. Effect of Ivermectin on Time to Resolution of Symptoms Among Adults With Mild COVID-19: A Randomized Clinical Trial. *JAMA*. 2021; e213071. doi: 10.1001/jama.2021.3071.
6. Gonzalez CA, Sahagun PAM, Diez LMJ, Fernandez MN, Sierra VM, Garcia VJJ. The pharmacokinetics and interactions of ivermectin in humans—a mini-review. *AAPS J* 2008; 10(1):42-6. doi: 10.1208/s12248-007-9000-9.
7. Njenga MK, Dawa J, Nanyingi M, Gachohi J, Ngere I, Letko M, et al. Why is There Low Morbidity and Mortality of COVID-19 in Africa? *Am J Trop Med Hyg*. 2020; 103(2): 564-9. doi: 10.4269/ajtmh.20-0474.
8. Kalungi A, Kinyanda E, Akena DH, Kaleebu P, Bisangwa IM. Less Severe Cases of COVID-19 in Sub-Saharan Africa: Could Co-infection or a Recent History of Plasmodium falciparum Infection Be Protective? *Front Immunol*. 2021; 12: 565625. doi: 10.3389/fimmu.2021.565625.
9. McSorley HJ, Hewitson JP, Maizels RM. Immunomodulation by helminth parasites: defining mechanisms and mediators. *Int J Parasitol*. 2013; 43(3-4): 301-10. doi: 10.1016/j.ijpara.2012.11.011.
10. Choudhary S, Sharma K, Silakari O. The interplay between inflammatory pathways and COVID-19: A critical review on pathogenesis and therapeutic options. *Microb Pathog*. 2021; 150: 104673. doi: 10.1016/j.micpath.2020.104673.

LETTERS TO EDITOR

Reply to a letter by Robert from Colebunders entitled COVID-19: The African Enigma

Respuesta a una carta de Robert de Colebunders titulada COVID-19: The African Enigma

Rodrigo Guerrero¹ , Luis Eduardo Bravo^{2,3} , Edgar Muñoz⁴ , Elvia Karina Grillo Ardila⁵ , Esteban Guerrero⁶ 
luis.bravo@correounivalle.com

1 Universidad del Valle, Instituto de Investigación y Desarrollo en Prevención de la Violencia y Promoción de la Convivencia Social, CISALVA, Cali, Colombia., **2** Universidad del Valle, Facultad de Salud, Escuela de Medicina, Departamento de Patología, Cali, Colombia, **3** Registro Poblacional de Cáncer, Cali, Colombia. **4** University of Texas , Health Science Center San Antonio, Texas, USA. **5** Universidad del Valle, Facultad de Salud, Doctorado en Salud, Cali, Colombia. **6** Barbara&Frick. Bogotá. Colombia.



OPEN ACCESS

Citation: Guerrero R, Bravo LE, Muñoz Edgar, Grillo AEK, Guerrero E. Reply to a letter by Robert from Colebunders entitled COVID-19: The African Enigma. Colomb Méd (Cali), 2021; 52(2):e7024833 <http://doi.org/10.25100/cm.v52i2.4833>

Copyright: © 2021 Universidad del Valle

**Conflicts of interest:**

All authors contributed equally

Corresponding author:

Luis Eduardo Bravo. Universidad del Valle, Facultad de Salud, Escuela de Medicina, Departamento de Patología, Cali, Colombia. e-mail: luis.bravo@correounivalle.com

Related article: <https://colombiamedica.univalle.edu.co/index.php/comedica/article/view/4613>

We thank Dr. Colebunders for his comments regarding our manuscript ¹. Our study was an ecological study prompted by the low frequency of cases and deaths from the SARS-CoV-2 COVID-19 virus in some African countries. We agree with Dr. Colebunders that other factors could explain the observed association between APOC countries and COVID-19 mortality. However, these unmeasured confounders would have to be strongly associated with Covid-19 mortality to explain the observed 28% reduction. In updated information, as of 12-17-20, APOC countries had a 42% lower risk of death than the non-APOC countries, adjusted for confounders. (Not published)

Hellwig *et al*², in addition to reporting similar findings to ours for African and Asian countries, surmised that they may be connected to ivermectin's ability to inhibit SARS-CoV-2 replication suggesting other pathways must exist to explain the persistence of such an inhibitory effect after serum levels of ivermectin have declined. As mentioned by Mbow *et al*.³, "it is increasingly recognized that the immune system is shaped not only by genetics but also by environmental factors, such as exposure to microorganisms and parasites. This educates the immune system to protect against invading pathogens not only specifically but also nonspecifically through, for example, "trained immunity," which involves the reprogramming of innate cells that, on secondary encounter with a pathogen, can show a stronger response." Those infections, such as onchocerciasis, may downregulate immune responses and potentially inactivate the inflammatory signalling pathways that may induce acute respiratory distress syndrome (ARDS), one of the causes of death in COVID-19 infected persons, seems very attractive explanation.

We would like to make some methodological considerations related to the paper by López-Medina *et al.*⁴ mentioned by Colebunders. Lopez-Medina can only conclude that they did not find a statistically significant difference in the time of resolution of symptoms when ivermectin was compared with a placebo in the two groups compared by them. Expressed in statistical jargon, it only means that the small differences found can be explained by chance and they suggest that larger trials may be needed to confirm their findings. Given the information, we present here, it seems unlikely that increasing sample size can solve the selection bias of the populations involved

In July /2020, the city of Cali started the policy of giving free doses of 5mg of ivermectin solution for oral administration to all of all cases, and their immediate familiar contacts, with a positive result from a SARS-CoV-2 reverse transcriptase-polymerase chain reaction (PCR+) or antigen test performed in any of the Colombian National Institute of Health-authorized laboratories, to all Cali residents registered at Health Database of the Valle del Cauca, Colombia. According to official data from the Cali Secretaria de Salud, a total of 21,743 doses were distributed in Cali between July and December 2020¹. In the López-Medina *et al.* study, potential study participants were enrolled between July 15 and November 30, 2020, by simple random sampling from the Health Database of the Valle del Cauca, Colombia. The placebo group was selected from the Cali, a population that had some unspecified but ample exposure to Ivermectin, making comparisons with the treatment group more difficult to detect.

Notes:

¹Torres Miyerlandi; Secretary of Health (Cali, Colombia). Official Communication.

References

1. Guerrero R, Bravo L, Muñoz E, Grillo AE, Guerrero E. COVID-19: The Ivermectin African Enigma. *Colomb Med (Cali)*. 2020; 51(4) : e2014613 DOI: 10.25100/cm.v51i4.4613.
2. Hellwig DM, Maia A. A COVID-19 prophylaxis? Lower incidence associated with prophylactic administration of ivermectin. *Int J Antimicrob Agents*. 2021;57(1): 106248. Doi: 10.1016/j.ijantimicag.2020.
3. Mbow M, Lell B, Jochems SP, Cisse B, Mboup S, Dewals BG, et al. COVID-19 in Africa: Dampening the storm? *Science*. 2020 ; 369(6504):624-626. doi: 10.1126/science.
4. López-Medina E, López P, Hurtado IC, Dávalos DM, Ramirez O, Martínez E, et al. Effect of Ivermectin on Time to Resolution of Symptoms Among Adults With Mild COVID-19: A Randomized Clinical Trial. *JAMA*. 2021; 325(14):1426-1435. doi: 10.1001/jama.2021.3071.